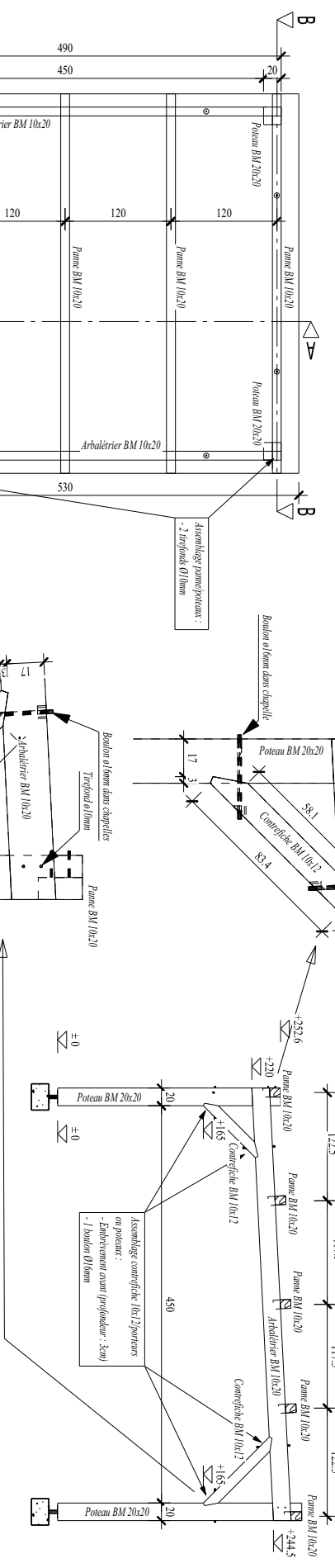
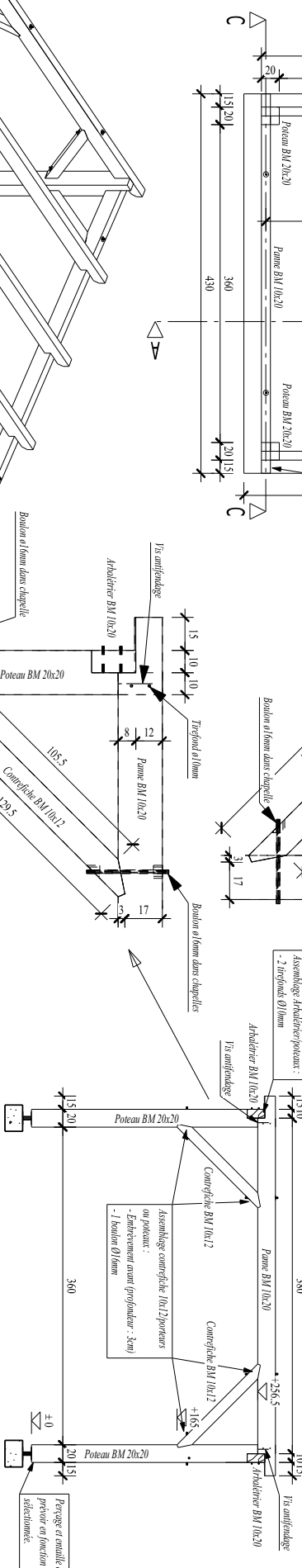


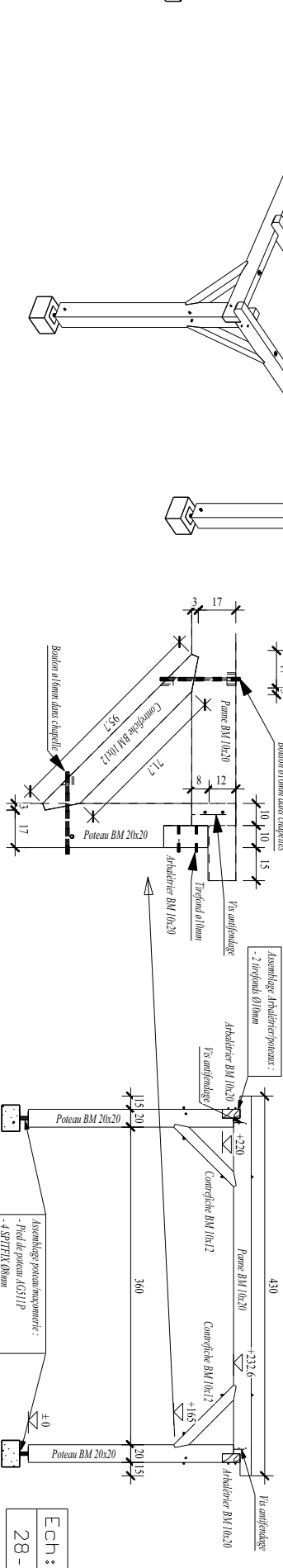
Coupe AA :



Coupe BB :



Coupe CC :



Ech : 1/50e
28-01-09

Num	Nom	Mat.	Nbre	Larg. (cm)	Haut. (cm)	Long. (m)	Vol. (m ³)
3	Aybalétrier	BM	2	10	20	5.0	0.200
5	Contrefiche	BM	2	10	12	1.4	0.034
6	Contrefiche	BM	2	10	12	1.2	0.029
7	Contrefiche	BM	2	10	12	1.1	0.026
8	Contrefiche	BM	2	10	12	1.0	0.024
4	Panne	BM	5	10	20	4.4	0.440
1	Poteau	BM	2	20	20	2.9	0.232
2	Poteau	BM	2	20	20	2.6	0.208

